

# Schlüter®-TROBA-PLUS

**Drainage Mat**  
for providing passive capillary drainage

# 7.2

Product data sheet

## Application and Function


**Schlüter®-TROBA-PLUS** is a reliable and permanently effective drainage layer for use in horizontal applications over sloped waterproofing layers. It consists of a high impact, studded polyethylene sheet that is covered on one side with a water permeable filter fabric.

Instead of filter webbing, Schlüter®-TROBA-PLUS 8G has fleece webbing with a mesh size of approx. 2 x 2 mm laminated on one side.

The laminated studded side on which the surface assembly rests acts as a high capacity drainage plane (passive capillary drainage).

Schlüter®-TROBA-PLUS provides additional protection for the waterproofing. The closely positioned studs, shaped like truncated cones, have an extremely high load bearing capacity. The cavities between the studs and the laminated webbing create a heat and sound insulating air space and protect the waterproofing membrane against harmful thermal stress. Moreover, loads are distributed evenly over the entire waterproofing surface.

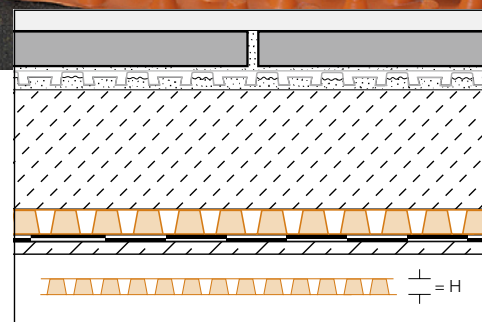
Schlüter®-TROBA-PLUS 8 and 8G raise the screed bed by 8 mm over the entire waterproofing surface. Schlüter®-TROBA-PLUS 12 raises it by 12 mm. This effectively bridges minor defects in the sloped waterproofing assembly, such as uneven or elevated spots in the overlap area, where water may back up. Larger uneven areas can be levelled with an appropriate mortar prior to installing Schlüter®-TROBA-PLUS.



## Material

Schlüter®-TROBA-PLUS consists of a pressure stable polyethylene sheet with unilaterally positioned studs and a polypropylene filter fabric bonded to the studs. Schlüter®-TROBA-PLUS 8G features a fleece webbing made of polyethylene.

The material maintains its shape up to a temperature of + 80°C. Schlüter®-TROBA-PLUS 8 and 8G have a compressive strength of up to 39 t/m<sup>2</sup>, while Schlüter®-TROBA-PLUS 12 has a compressive strength of up to 30 t/m<sup>2</sup>. The functional and material characteristics are permanently guaranteed. The material is resistant to ageing and does not rot. Schlüter®-TROBA-PLUS requires no special disposal. Polyethylene is not UV stable in the long term and the product should not be stored in places with prolonged exposure to direct sunlight.





**Material properties and areas of application:**

Schlüter®-TROBA-PLUS is used primarily in horizontal applications over sloped waterproofing layers. It forms an effective drainage layer between the waterproofing and the screed bed placed above it. Its main areas of application are terraces and balconies, but also include industrial structures, swimming pool decks, washrooms, showers, etc, which have been waterproofed.

The loosely placed Schlüter®-TROBA-PLUS is adequately resistant to mechanical stresses incurred during the installation process, e.g. due to foot traffic and wheelbarrows. *The cover assembly may consist of screed with or without tiles or can be a structure of pavers or stones installed over gravel or crushed stone beds (minimum height 5 cm). Assemblies with a gravel or crushed stone bed of less than 5 cm may have a slight bounce. To prevent this, we recommend the installation of Schlüter®-TROBA (see product data sheet 7.1).*


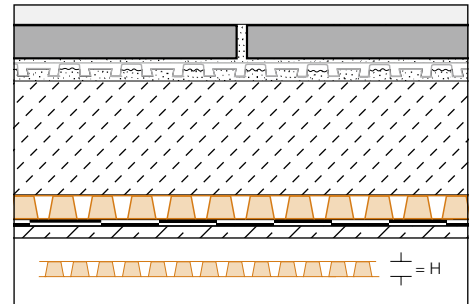
Schlüter®-TROBA-PLUS 8G is especially well suited for covering assemblies made of pervious mortar or to install pavers over Schlüter®-TROBA-STELZ-DR with thin-bed mortar support rings.

Any water that penetrates the covering is collected in the stilled drainage area of

Schlüter®-TROBA-PLUS where it runs off, under normal gravitational force, toward the designated drainage exit. Thus, permanent saturation of the load distribution layer, due to seepage water, is eliminated.

**Installation**


1. The load bearing substrate and the waterproofing layer placed on it must be adequately sloped toward and connected to the designated drainage exit. Prior to installing Schlüter®-TROBA-PLUS, larger uneven areas in the sloped waterproofing assembly should be levelled with an appropriate mortar.
2. Independent of the slope, Schlüter®-TROBA-PLUS is placed loosely over the waterproofing membrane (filter fabric side up). Adjoin sections of Schlüter®-TROBA-PLUS by abutting the edges and overlapping the filter fabric.
3. The surface assembly is installed directly over the placed Schlüter®-TROBA-PLUS according to current industry standards.
4. Please note: With respect to edging profiles, movement joints and floor/wall transitions, please refer to our profile types: Schlüter®-BARA and Schlüter®-DILEX.



Schlüter®-TROBA-PLUS 8 or Schlüter®-TROBA-PLUS 12



Schlüter®-TROBA-PLUS and Schlüter®-BEKOTEC-DRAIN



Schlüter®-TROBA-PLUS 8G

**Product Overview:**

**Schlüter®-TROBA-PLUS**

H = mm		8	12
PLUS 8	12.5 x 1 m = 12.5 m <sup>2</sup>	•	
PLUS 8G	12.5 x 1 m = 12.5 m <sup>2</sup>	•	
PLUS 12	10 x 1 m = 10 m <sup>2</sup>		•

**Text template for tenders:**

\_\_\_\_\_m<sup>2</sup> Schlüter®-TROBA-PLUS 8G (with a stud height of 8 mm) as an area drainage and protection layer consisting of polyethylene, in the form of an 8 mm thick studded foil with pressure resistant truncated cones in a close pattern and a laminated water permeable fleece webbing (mesh size 2 x 2 mm), to be supplied and professionally installed over an existing sloped waterproofing assembly, while observing the manufacturer's instructions.

Art.-No.: \_\_\_\_\_  
 Material: \_\_\_\_\_/m<sup>2</sup>  
 Labour: \_\_\_\_\_/m<sup>2</sup>  
 Total: \_\_\_\_\_/m<sup>2</sup>

**Text template for tenders:**

Supply \_\_\_\_\_m<sup>2</sup>

- Schlüter®-TROBA-PLUS 8 (stud height: 8 mm)
- Schlüter®-TROBA-PLUS 12 (stud height: 12 mm)

as a sub surface drainage and protective layer, consisting of a high impact polymeric, studded core, covered on one side with a water permeable filter fabric, and install over sloped waterproofing in a professional manner and according to the manufacturer's specifications.

Art.-No.: \_\_\_\_\_  
 Material: \_\_\_\_\_/m<sup>2</sup>  
 Labour: \_\_\_\_\_/m<sup>2</sup>  
 Total: \_\_\_\_\_/m<sup>2</sup>