

Schlüter®-TREP-SE / -S / -B

Stair nosing profile
for non slip stairs

3.2

Product data sheet

Application and Function

Schlüter®-TREP-SE / -S / -B are special profiles for creating slip resistant and visually attractive stair nosings. They are suitable for use in areas subjected to heavy foot-traffic, such as offices or public buildings.

Schlüter®-TREP-SE / -S / -B feature a tread surface that can be replaced in case of damage or wear.

Schlüter®-TREP-SE / -S / -B protects the step's front edge while its special slip resistant tread is designed to increase visual awareness, adding a high degree of safety to stairs.

All three profile types have been approved for use in applications where the risk of slipping exists (BIA test certificate, slip resistance assessment group R 9).

Matching end caps are available as accessories.

The profile Schlüter®-TREP-TAP provides additional coverage for front edges to comply with disability requirements (DDA) in public buildings.

Material

Schlüter®-TREP-SE is based on a V2A stainless steel support profile (material 1.4301 = AISI 304), which is made from stainless steel strips in a roll forming process.

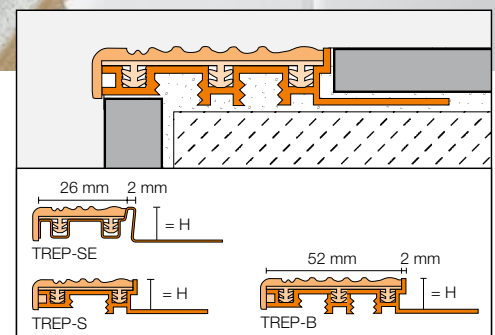
Schlüter®-TREP-S / -B have aluminium support sections. All three profile types include a tread insert consisting of a rigid PVC base section and soft PVC slip resistant surface.



The width of the Schlüter®-TREP-SE / -S tread surface is 26 mm; the Schlüter®-TREP-B tread surface is 52 mm. The support section includes a trapezoid perforated anchoring leg for securing the profile in the tile adhesive.

Material properties and areas of application

In special cases, the suitability of a proposed type of profile must be verified, based on the anticipated chemical, mechanical and/or other stresses.





Schlüter®-TREP-SE, with a support section made of stainless steel, is particularly well suited for areas of application where resistance to chemicals and acids is necessary and where alkaline exposure is anticipated, e.g. through the reaction of water with cementitious materials.

Schlüter®-TREP-S / -B, with aluminium support sections, are resistant to chemical stresses commonly encountered in tiled coverings on stairs. Cementitious materials, in conjunction with moisture, become alkaline. Since aluminium is sensitive to alkaline substances, exposure to the alkali (depending on the concentration and time of exposure) may result in corrosion. Therefore, it is important to ensure that the profile is solidly embedded in the setting material and that all cavities are filled to prevent the collection of alkaline water.

7. Solidly embed the tread tiles so that the top of the profile is flush with the tile. Full coverage must be obtained at the profile area.
8. A joint of approximately 2 – 3 mm should be left between the tile and the profile.
9. Fill the joint completely with grout.
10. The front edge cover profile Schlüter®-TREP-TAP can only be used in conjunction with Schlüter®-TREP-S / -B that have aluminium support profiles. The profile is either inserted laterally through the designated groove or snapped into place from below. Attach the back of Schlüter®-TREP-TAP to the riser (e.g. with Schlüter®-KERDI-FIX).

Maintenance

Schlüter®-TREP-SE / -S / -B requires no special or preventative maintenance. The tread insert can be replaced in case of damage or wear. Stainless steel surfaces exposed to the environment or aggressive substances should be cleaned periodically using a mild household cleaner. Regular cleaning maintains the neat appearance of stainless steel and reduces the risk of corrosion. All cleaning agents must be free of hydrochloric and hydrofluoric acid. Avoid contact with other metals such as steel, since this can cause rust. This also includes tools such as trowels or steel wool, i.e. tools used to remove mortar residue.

Installation

1. Select Schlüter®-TREP-SE / -S / -B according to tile thickness.
2. First, install riser tile to the appropriate height.
3. Apply appropriate tile adhesive to the edge areas above the riser.
4. Fill cavities at the bottom of the profile with appropriate tile adhesive.

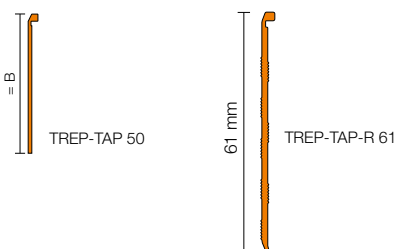
Note to points 3 and 4:

With respect to thicker layers of adhesive in the edge area, use an appropriate dry set or medium set mortar.

5. Press Schlüter®-TREP-SE / -S / -B completely into the tile adhesive and align in such a way that the front edge of the support section is flush with the riser tile.
6. Trowel additional adhesive over the trapezoid perforated anchoring leg and the stair tread surface.



Schlüter®-TREP-B with Schlüter®-TREP-TAP 50





Product Overview

Schlüter®-TREP-SE

SE = stainless steel support profile, narrow

Length supplied: 2.50 m, 1.50 m, 1.00 m

Material	G	HB	NB	GS	CG
H = 8 mm	•	•	•	•	•
H = 10 mm	•	•	•	•	•
H = 12.5 mm	•	•	•	•	•
End caps	•	•	•	•	•
Insert	•	•	•	•	•



Schlüter®-TREP-S

S = aluminium support profile, narrow

Length supplied: 2.50 m, 1.50 m, 1.00 m

Material	G	HB	NB	GS	CG
H = 8 mm	•	•	•	•	•
H = 10 mm	•	•	•	•	•
H = 12.5 mm	•	•	•	•	•
End caps	•	•	•	•	•
Insert	•	•	•	•	•

Schlüter®-TREP-S

Schlüter®-TREP-B

B = aluminium support profile, wide

Length supplied: 2.50 m, 1.50 m, 1.00 m


Material	G	HB	NB	GS	CG
H = 8 mm	•	•	•	•	•
H = 10 mm	•	•	•	•	•
H = 12.5 mm	•	•	•	•	•
H = 15 mm	•	•	•	•	•
H = 25 mm	•	•	•	•	•
End caps	•	•	•	•	•
Insert	•	•	•	•	•

Colours: G = grey, HB = light beige, NB = nut brown, GS = black, CG = yellow

Schlüter®-TREP-TAP

Cover profile

Material	TREP-TAP 50	TREP-TAP-R 61
L = 2.50 m	•	•
L = 1.50 m	•	•
L = 1.00 m	•	





Text template for tenders:

Supply

_____ pieces of Schlüter®-TREP as stair nosing consisting of a(n)

- stainless steel support section with a trapezoid perforated anchoring leg;
- aluminium support section with a trapezoid perforated anchoring leg

with a slip resistant and replaceable tread insert made of co extruded rigid/soft PVC, and install flush with riser and tread tiles during tile installation, in a professional manner and according to the manufacturer's specifications.

Type of profile:

- Schlüter®-TREP-SE stainless steel support section with a 26 mm wide tread surface
- Schlüter®-TREP-S aluminium support section with a 26 mm wide tread surface
- Schlüter®-TREP-B aluminium support section with a 52 mm wide tread surface
- Schlüter®-TREP-TAP 50 aluminium cover profile, 50 mm high
- Schlüter®-TREP-TAP-R 61 aluminium cover profile, 61 mm high with grooved visible surface.

Matching end caps for the stair nosings

- are to be included in unit prices
- are to be charged as extra.

Individual lengths of _____ m

Profile height: _____ mm

Colour: _____

Art.-No.: _____

Material: _____/Piece

Labour: _____/Piece

Total: _____/Piece