

Schlüter®-DESIGNLINE

Border profiles
for decorative designs

2.2

Product data sheet

Application and Function

Schlüter®-DESIGNLINE is a border profile for producing decorative designs in interior wall coverings. The profiles of this series can be combined with the appropriate Schlüter®-RONDEC or -QUADEC profiles for exterior wall corners.

Schlüter®-DESIGNLINE has a 25 mm wide surface area and a thickness of 6 mm. It can be used with thicker tiles by building up the setting material behind the profile.

Material

Schlüter®-DESIGNLINE is available in the following materials:

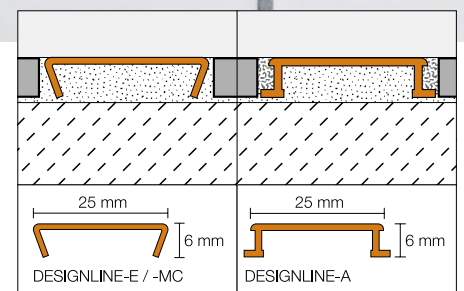
- E = Stainless steel, 1.4301 (V2A)
- EB = Brushed stainless steel
- ES = Structured stainless steel
- MC = Chrome plated brass
- AE = Anodised aluminium
- AK = Satin copper/bronze anodised aluminium
- AM = Satin brass anodised aluminium
- AT = Satin titanium anodised aluminium
- ACG = Polished chrome anodised aluminium
- AKG = Polished copper/bronze anodised aluminium
- AMG = Polished brass anodised aluminium
- ATG = Polished titanium anodised aluminium
- ACGB = Brushed chrome anodised aluminium
- AKGB = Brushed copper/bronze anodised aluminium
- AMGB = Brushed brass anodised aluminium



ATGB = Brushed titanium anodised aluminium

Material properties and areas of application

Schlüter®-DESIGNLINE is available in a multitude of different materials and finishes. The suitability of a proposed type of profile must be verified based on the anticipated chemical, mechanical, and/or other stresses. The following are some general suggestions for selection.





Schlüter®-DESIGNLINE-E is made of roll-formed stainless steel V2A (material no. 1.4301 = AISI 304). Stainless steel is particularly well suited for applications that, in addition to heavy mechanical stresses, require resistance to chemicals such as acidic or alkaline media and detergents. Even stainless steel is not resistant to all chemical stresses, and may be affected by hydrochloric and hydrofluoric acid or certain chloride and brine concentrations. Special anticipated stresses should therefore be verified in advance.

Schlüter®-DESIGNLINE-MC (brass with chrome finish) is particularly well suited for coverings, for example to match chrome-plated fittings in bathrooms. Visible surfaces should be protected against abrasion. Mortar and grouting material should be removed immediately.

Schlüter®-DESIGNLINE-AE/-ACG/-ACGB/-AM/-AMG/-AMGB/-AK/-AKG/-AKGB/-AT/-ATG/-ATGB (anodised aluminium): The aluminium features an anodised finish that retains a uniform appearance during normal use. Visible surfaces should be protected against abrasion. Aluminium is sensitive to alkaline media. Cementitious materials, in conjunction with moisture, become alkaline. Depending on the concentration and duration of exposure, this may result in corrosion (aluminium hydroxide formation). For this reason, remove mortar or grouting material immediately from all visible areas and do not cover freshly installed coverings with foil. In addition, ensure that the profile is solidly embedded in the setting material to prevent water from accumulating in small cavities.



3. Set the adjacent row of tiles.

4. The tile is set to the lateral joint spacer, which ensures a uniform joint of 1.5 mm. With the stainless steel profiles, leave a space of approximately 1.5 mm. Fill joints completely with grout.

5. Use suitable materials and tools for the sensitive surfaces to avoid scratches or other damage. Residue of mortar and tile adhesive should be removed immediately, especially from aluminium finishes.

Maintenance

The profile requires no special maintenance or care. Do not use abrasive cleaning agents on the sensitive surfaces. Damaged anodised surfaces can be restored with paint. The surfaces of stainless steel profiles can be polished with commercial chrome-polishing products. Stainless steel surfaces exposed to the environment or aggressive substances should be cleaned periodically using a mild household cleaner. Regular cleaning maintains the neat appearance of stainless steel and reduces the risk of corrosion. All cleaning agents must be free of hydrochloric and hydrofluoric acid. Avoid contact with other metals, such as regular steel, to prevent corrosion. This also includes installation tools such as trowels or steel wool, e.g. for the removal of mortar residue. We recommend the use of the stainless steel cleaning polish Schlüter®-CLEAN-CP.

Installation

1. Schlüter®-DESIGNLINE may be used with tiles that are 6 mm thick or greater.
2. Set tiles up to the area where Schlüter®-DESIGNLINE is to be installed as a decorative strip. Apply a sufficient amount of tile adhesive to this area or to the back of Schlüter®-DESIGNLINE and push the trim down until its surface is flush with the tile.



Product Overview

Schlüter®-DESIGNLINE-A

AE = Anodised aluminium / AK = Satin copper/bronze anodised aluminium / AM = Satin brass anodised aluminium / AT = Satin titanium anodised aluminium / ACG = Polished chrome anodised aluminium / AKG = Polished copper/bronze anodised aluminium / AMG = Polished brass anodised aluminium / ATG = Polished titanium anodised aluminium / ACGB = Brushed chrome anodised aluminium / AKGB = Brushed copper/bronze anodised aluminium / AMGB = Brushed brass anodised aluminium / ATGB = Brushed titanium anodised aluminium

Length supplied: 2.50 m

Material	AE	AK	AM	AT	ACG	AKG	AMG	ATG	ACGB	AKGB	AMGB	ATGB
H = 6 mm	•	•	•	•	•	•	•	•	•	•	•	•

Schlüter®-DESIGNLINE-E

E = Stainless steel / EB = Brushed stainless steel / ES = Structured stainless steel

Length supplied: 2.50 m


Material	E	EB	ES1	ES2
H = 6 mm	•	•	•	•

Schlüter®-DESIGNLINE-MC


MC = Chrome plated brass

Length supplied: 2.50 m

Material	MC
H = 6 mm	•



Schlüter®-DESIGNLINE-ES Design 1, square check



Schlüter®-DESIGNLINE-ES Design 2, leather texture



Schlüter®-DESIGNLINE-E

**Text template for tenders:**

Supply

_____ per metre Schlüter®-DESIGNLINE as a decorative border profile with a 25 mm wide visible surface and a profile height of 6 mm and professionally install during tiling while observing the manufacturer's instructions.

Material:

- E = Stainless steel, 1.4301 (V2A)
- EB = Brushed stainless steel
- ES = Structured stainless steel
- MC = Chrome plated brass
- AE = Anodised aluminium
- AK = Satin copper/bronze anodised aluminium
- AM = Satin brass anodised aluminium
- AT = Satin titanium anodised aluminium
- ACG = Polished chrome anodised aluminium
- AKG = Polished copper/bronze anodised aluminium
- AMG = Polished brass anodised aluminium
- ATG = Polished titanium anodised aluminium
- ACGB = Brushed chrome anodised aluminium
- AKGB = Brushed copper/bronze anodised aluminium
- AMGB = Brushed brass anodised aluminium
- ATGB = Brushed titanium anodised aluminium

Colour: _____

Art.-No.: _____

Material: _____/m

Labour: _____/m

Total: _____/m