












Schlüter®-KERDI-DRAIN Interior horizontal drain and odour trap

grate and frame set						
	Design 1, stainless steel with screws 10 x 10 cm	Design 1, stainless steel V4A with screws 10 x 10 cm	Design 1, stainless steel 10 x 10 cm	Design 1, stainless steel, bronze oil-rubbed finish with screws 10 x 10 cm	Design 1, high-gloss stainless steel with screws 10 x 10 cm	
floor drain						










Series Schlüter®-KERDI-DRAIN-BASE

 <p>DN 40/50 / UK 40 mm</p> <p>Drain capacity: 0.4 l/s Min. assembly height: 75 (70) mm</p>	grate and frame set					 <p>All grates feature an odour trap and gasket seal.</p>
	Art.-No.	Art.-No.	Art.-No.	Art.-No.	Art.-No.	
	KD R10 ED1 SGV	KD R10 V4A D1 SGV	KD R10 ED1 GV	KD R10 EOB D1 SGV	KD R10 EPD1 SGV	
	floor drain					
Art.-No.	Art.-No.	Art.-No.	Art.-No.	Art.-No.		
KD BH 40	KD BH 40	KD BH 40	KD BH 40	KD BH 40		


Series Schlüter®-KERDI-DRAIN

 <p>DN 50 / UK 50 mm</p> <p>Drain capacity: 0.6 l/s Min. assembly height: 97 mm</p>	grate and frame set					 <p>All grates have a frame extension (except for KD R10 ED4) and height adjustment option. These grates have no odour trap, as the odour trap is integrated into the floor drain set.</p> <p>All grates accept dirt trapping screen except for KD R10 ED4, KD R15 ED1 S, KD R15 ED1 SB and KD R15 ED1 SR.</p>
	Art.-No.	Art.-No.	Art.-No.	Art.-No.	Art.-No.	
	KD R10 ED1 S	KD R10 V4A D1 S	KD R10 ED1	KD R10 EOB D1 S	KD R10 EPD1 S	
floor drain						
Art.-No.	Art.-No.	Art.-No.	Art.-No.	Art.-No.		
KD BH 50 GV	KD BH 50 GV	KD BH 50 GV	KD BH 50 GV	KD BH 50 GV		
 <p>DN 50/70 / UK 50 mm</p> <p>Drain capacity: 0.8 l/s Min. assembly height: 115 mm</p>	grate and frame set					
	Art.-No.	Art.-No.	Art.-No.	Art.-No.	Art.-No.	
	-	-	-	-	-	
floor drain						
Art.-No.	Art.-No.	Art.-No.	Art.-No.	Art.-No.		
-	-	-	-	-		




Schlüter®-KERDI-DRAIN Interior horizontal drain and odour trap

grate and frame set									
	Design 2, stainless steel, brushed 10 x 10 cm	Design 3, stainless steel, brushed 10 x 10 cm	Design 4, covering support 10 x 10 cm	Design 5 FLORAL stainless steel, brushed 10 x 10 cm	Design 6, CURVE stainless steel, brushed 10 x 10 cm	Design 7, PURE stainless steel, brushed 10 x 10 cm	Design 1, stainless steel with screws 15 x 15 cm	Design 1, stainless steel with screws Ø 15 cm	
floor drain									














Series Schlüter®-KERDI-DRAIN-BASE

 <p>DN 40/50 / UK 40 mm</p> <p>Drain capacity: 0.4 l/s Min. assembly height: 75 (70) mm</p>	grate and frame set								 <p>All grates feature an odour trap and gasket seal.</p>	
	Art.-No.	Art.-No.	Art.-No.	Art.-No.	Art.-No.	Art.-No.	Art.-No.	Art.-No.		Art.-No.
	KD R10 ED2 GV	KD R10 ED3 GV	KD R10 ED4 GV	KD IF 10 EB D5 GV	KD IF 10 EB D6 GV	KD IF 10 EB D7 GV	–	–		–
	floor drain									
Art.-No.	Art.-No.	Art.-No.	Art.-No.	Art.-No.	Art.-No.	Art.-No.	Art.-No.	Art.-No.		
KD BH 40	KD BH 40	KD BH 40	KD BH 40	KD BH 40	KD BH 40	KD BH 40	–	–		

Series Schlüter®-KERDI-DRAIN

 <p>DN 50 / UK 50 mm</p> <p>Drain capacity: 0.6 l/s Min. assembly height: 97 mm</p>	grate and frame set								 <p>All grates have a frame extension (except for KD R10 ED4) and height adjustment option. These grates have no odour trap, as the odour trap is integrated into the floor drain set.</p>	
	Art.-No.	Art.-No.	Art.-No.	Art.-No.	Art.-No.	Art.-No.	Art.-No.	Art.-No.		Art.-No.
	KD R10 ED2	KD R10 ED3	KD R10 ED4	KD IF 10 EB D5	KD IF 10 EB D6	KD IF 10 EB D7	KD R15 ED1 S	KD R15 ED1 SR		
floor drain										
Art.-No.	Art.-No.	Art.-No.	Art.-No.	Art.-No.	Art.-No.	Art.-No.	Art.-No.	Art.-No.		
KD BH 50 GV	KD BH 50 GV	KD BH 50 GV	KD BH 50 GV	KD BH 50 GV	KD BH 50 GV	KD BH 50 GV	KD BH 50 GV	KD BH 50 GV		
 <p>DN 50/70 / UK 50 mm</p> <p>Drain capacity: 0.8 l/s Min. assembly height: 115 mm</p>	grate and frame set								<p>All grates accept dirt trapping screen except for KD R10 ED4, KD R15 ED1 S, KD R15 ED1 SB and KD R15 ED1 SR.</p>	
	Art.-No.	Art.-No.	Art.-No.	Art.-No.	Art.-No.	Art.-No.	Art.-No.	Art.-No.		Art.-No.
	–	–	–	–	–	–	–	KD R15 ED1 SB		–
floor drain										
Art.-No.	Art.-No.	Art.-No.	Art.-No.	Art.-No.	Art.-No.	Art.-No.	Art.-No.	Art.-No.		
–	–	–	–	–	–	–	–	KD BH 5070 GVB	–	


















Schlüter®-KERDI-DRAIN Interior Vertical drain and odour trap

grate and frame set						
	Design 1, stainless steel with screws 10 x 10 cm	Design 1, stainless steel V4A with screws 10 x 10 cm	Design 1, stainless steel 10 x 10 cm	Design 1, stainless steel, bronze oil-rubbed finish with screws 10 x 10 cm	Design 1, high-gloss stainless steel with screws 10 x 10 cm	
floor drain						
	grate and frame set					
DN 50 / UK 50 mm						<p>All grates have a frame extension (except for KD R10 ED4) and height adjustment option. These grates have no odour trap, as the odour trap is integrated into the floor drain set.</p> <p>All grates accept dirt trapping screen except for KD R10 ED4, KD R15 ED1 S, KD R15 ED1 SB and KD R15 ED1 SR.</p>
	Drain capacity: 0.6 l/s	Art.-No. KD R10 ED1 S	Art.-No. KD R10 V4A D1 S	Art.-No. KD R10 ED1	Art.-No. KD R10 EOB D1 S	
floor drain						
Art.-No. KD BV 50 GV	Art.-No. KD BV 50 GV	Art.-No. KD BV 50 GV	Art.-No. KD BV 50 GV	Art.-No. KD BV 50 GV		
DN 50 / UK 50 mm						
	Drain capacity: 0.6 l/s	Art.-No. KD R10 ED1 S	Art.-No. KD R10 V4A D1 S	Art.-No. KD R10 ED1	Art.-No. KD R10 EOB D1 S	
floor drain						
Art.-No. KD BV 50 GVB	Art.-No. KD BV 50 GVB	Art.-No. KD BV 50 GVB	Art.-No. KD BV 50 GVB	Art.-No. KD BV 50 GVB	Art.-No. KD BV 50 GVB	
DN 50 / UK 50 mm						
	Drain capacity: 1.8 l/s	Art.-No. -	Art.-No. -	Art.-No. -	Art.-No. -	
floor drain						
Art.-No. -	Art.-No. -	Art.-No. -	Art.-No. -	Art.-No. -		
DN 50 / UK 50 mm						
	Drain capacity: 0.6 l/s	Art.-No. KD R10 ED1 SGV	Art.-No. KD R10 V4A D1 SGV	Art.-No. KD R10 ED1 GV	Art.-No. KD R10 EOB D1 SGV	Art.-No. KD R10 EPD1 SGV
floor drain						
Art.-No. KD BV 50	Art.-No. KD BV 50	Art.-No. KD BV 50	Art.-No. KD BV 50	Art.-No. KD BV 50		
DN 70 / UK 70 mm						
	Drain capacity: 0.6 l/s	Art.-No. KD R10 ED1 SGV	Art.-No. KD R10 V4A D1 SGV	Art.-No. KD R10 ED1 GV	Art.-No. KD R10 EOB D1 SGV	Art.-No. KD R10 EPD1 SGV
floor drain						
Art.-No. KD BV 70	Art.-No. KD BV 70	Art.-No. KD BV 70	Art.-No. KD BV 70	Art.-No. KD BV 70		
DN 100 / UK 110 mm						
	Drain capacity: 0.6 l/s	Art.-No. KD R10 ED1 SGV	Art.-No. KD R10 V4A D1 SGV	Art.-No. KD R10 ED1 GV	Art.-No. KD R10 EOB D1 SGV	Art.-No. KD R10 EPD1 SGV
floor drain						
Art.-No. KD BV 100	Art.-No. KD BV 100	Art.-No. KD BV 100	Art.-No. KD BV 100	Art.-No. KD BV 100		
floor drain						
Art.-No. KD BV 100	Art.-No. KD BV 100	Art.-No. KD BV 100	Art.-No. KD BV 100	Art.-No. KD BV 100		

















All grates feature an odour trap and gasket seal.


















Schlüter®-KERDI-DRAIN Interior
Vertical drain and odour trap

grate and frame set		 Design 2, stainless steel, brushed 10 x 10 cm	 Design 3, stainless steel, brushed 10 x 10 cm	 Design 4, covering support 10 x 10 cm	 Design 5 FLORAL stainless steel, brushed 10 x 10 cm	 Design 6, CURVE stainless steel, brushed 10 x 10 cm	 Design 7, PURE stainless steel, brushed 10 x 10 cm	 Design 1, stainless steel with screws 15 x 15 cm	 Design 1, stainless steel with screws Ø 15 cm			
DN 50 / UK 50 mm  Drain capacity: 0.6 l/s	grate and frame set									 All grates have a frame extension (except for KD R10 ED4) and height adjustment option. These grates have no odour trap, as the odour trap is integrated into the floor drain set. All grates accept dirt trapping screen except for KD R10 ED4, KD R15 ED1 S, KD R15 ED1 SB and KD R15 ED1 SR.		
	Art.-No. KD R10 ED2	Art.-No. KD R10 ED3	Art.-No. KD R10 ED4	Art.-No. KD IF 10 EB D5	Art.-No. KD IF 10 EB D6	Art.-No. KD IF 10 EB D7	Art.-No. KD R15 ED1 S	Art.-No. KD R15 ED1 SR				
	floor drain											
	Art.-No. KD BV 50 GV	Art.-No. KD BV 50 GV	Art.-No. KD BV 50 GV	Art.-No. KD BV 50 GV	Art.-No. KD BV 50 GV	Art.-No. KD BV 50 GV	Art.-No. KD BV 50 GV	Art.-No. KD BV 50 GV	Art.-No. KD BV 50 GV			
	DN 50 / UK 50 mm  Drain capacity: 0.6 l/s	grate and frame set										
		Art.-No. KD R10 ED2	Art.-No. KD R10 ED3	Art.-No. KD R10 ED4	Art.-No. KD IF 10 EB D5	Art.-No. KD IF 10 EB D6	Art.-No. KD IF 10 EB D7	Art.-No. -	Art.-No. -			
floor drain												
Art.-No. KD BV 50 GVB		Art.-No. KD BV 50 GVB	Art.-No. KD BV 50 GVB	Art.-No. KD BV 50 GVB	Art.-No. KD BV 50 GVB	Art.-No. KD BV 50 GVB	Art.-No. -	Art.-No. -				
DN 50 / UK 50 mm  Drain capacity: 1.8 l/s		grate and frame set										
		Art.-No. -	Art.-No. -	Art.-No. -	Art.-No. -	Art.-No. -	Art.-No. -	Art.-No. KD R15 ED1 SB	Art.-No. -			
	floor drain											
	Art.-No. -	Art.-No. -	Art.-No. -	Art.-No. -	Art.-No. -	Art.-No. -	Art.-No. KD BAV 50 GVB	Art.-No. -				
	DN 50 / UK 50 mm  Drain capacity: 0.6 l/s	grate and frame set									 All grates feature an odour trap and gasket seal.	
		Art.-No. KD R10 ED2 GV	Art.-No. KD R10 ED3 GV	Art.-No. KD R10 ED4 GV	Art.-No. KD IF 10 EB D5 GV	Art.-No. KD IF 10 EB D6 GV	Art.-No. KD IF 10 EB D7 GV	Art.-No. -	Art.-No. -			
floor drain												
Art.-No. KD BV 50		Art.-No. KD BV 50	Art.-No. KD BV 50	Art.-No. KD BV 50	Art.-No. KD BV 50	Art.-No. KD BV 50	Art.-No. -	Art.-No. -				
DN 70 / UK 70 mm  Drain capacity: 0.6 l/s		grate and frame set										
		Art.-No. KD R10 ED2 GV	Art.-No. KD R10 ED3 GV	Art.-No. KD R10 ED4 GV	Art.-No. KD IF 10 EB D5 GV	Art.-No. KD IF 10 EB D6 GV	Art.-No. KD IF 10 EB D7 GV	Art.-No. -	Art.-No. -			
	floor drain											
	Art.-No. KD BV 70	Art.-No. KD BV 70	Art.-No. KD BV 70	Art.-No. KD BV 70	Art.-No. KD BV 70	Art.-No. KD BV 70	Art.-No. -	Art.-No. -				
	DN 100 / UK 110 mm  Drain capacity: 0.6 l/s	grate and frame set										
		Art.-No. KD R10 ED2 GV	Art.-No. KD R10 ED3 GV	Art.-No. KD R10 ED4 GV	Art.-No. KD IF 10 EB D5 GV	Art.-No. KD IF 10 EB D6 GV	Art.-No. KD IF 10 EB D7 GV	Art.-No. -	Art.-No. -			
floor drain												
Art.-No. KD BV 100		Art.-No. KD BV 100	Art.-No. KD BV 100	Art.-No. KD BV 100	Art.-No. KD BV 100	Art.-No. KD BV 100	Art.-No. -	Art.-No. -				

Schlüter®-KERDI-DRAIN Exterior horizontal drain without odour trap

<p>grate and frame set</p> <p>floor drain</p>	 <p>Design 1, stainless steel with screws 10 x 10 cm</p>	 <p>Design 1, stainless steel V4A with screws 10 x 10 cm</p>	 <p>Design 1, stainless steel 10 x 10 cm</p>	 <p>Design 1, stainless steel, bronze oil-rubbed finish, with screws 10 x 10 cm</p>	 <p>Design 2, stainless steel, brushed 10 x 10 cm</p>	 <p>Design 3, stainless steel, brushed 10 x 10 cm</p>	 <p>Design 4, covering support 10 x 10 cm</p>	 <p>Design 1, stainless steel with screws 15 x 15 cm</p>	 <p>Design 1, stainless steel with screws Ø 15 cm</p>	
<p>DN 50 / UK 50 mm</p> 	<p>grate and frame set</p>									 <p>All floor drain grates have a frame extension (except for KD R10 ED4) and height adjustment option. These grates have no odour trap.</p>
<p>DN 50 / UK 50 mm</p>  <p>with sealing connection for bituminous and plastic membranes</p>	<p>grate and frame set</p>									<p>All grates accept dirt trapping screen except for KD R10 ED4, KD R15 ED1 S, KD R15 ED1 SB and KD R15 ED1 SR.</p>
<p>DN 50 / UK 50 mm</p>  <p>with sealing connection for bituminous and plastic membranes, with insert for loose installation including designer grate KD R15 ED1 S</p>	<p>Complete set</p>									
<p>Art.-No.</p>	<p>Art.-No.</p>	<p>Art.-No.</p>	<p>Art.-No.</p>	<p>Art.-No.</p>	<p>Art.-No.</p>	<p>Art.-No.</p>	<p>Art.-No.</p>	<p>Art.-No.</p>	<p>Art.-No.</p>	
<p>KD R10 ED1 S</p>	<p>KD R10 V4A D1 S</p>	<p>KD R10 ED1</p>	<p>KD R10 EOB D1 S</p>	<p>KD R10 ED2</p>	<p>KD R10 ED3</p>	<p>KD R10 ED4</p>	<p>KD R15 ED1 S</p>	<p>KD R15 ED1 SR</p>		
<p>floor drain</p>										
<p>Art.-No.</p>	<p>Art.-No.</p>	<p>Art.-No.</p>	<p>Art.-No.</p>	<p>Art.-No.</p>	<p>Art.-No.</p>	<p>Art.-No.</p>	<p>Art.-No.</p>	<p>Art.-No.</p>	<p>Art.-No.</p>	
<p>KD BH 50 B</p>	<p>KD BH 50 B</p>	<p>KD BH 50 B</p>	<p>KD BH 50 B</p>	<p>KD BH 50 B</p>	<p>KD BH 50 B</p>	<p>KD BH 50 B</p>	<p>KD BH 50 B</p>	<p>KD BH 50 B</p>	<p>KD BH 50 B</p>	
<p>grate and frame set</p>										
<p>Art.-No.</p>	<p>Art.-No.</p>	<p>Art.-No.</p>	<p>Art.-No.</p>	<p>Art.-No.</p>	<p>Art.-No.</p>	<p>Art.-No.</p>	<p>Art.-No.</p>	<p>Art.-No.</p>	<p>Art.-No.</p>	
<p>KD R10 ED1 S</p>	<p>KD R10 V4A D1 S</p>	<p>KD R10 ED1</p>	<p>KD R10 EOB D1 S</p>	<p>KD R10 ED2</p>	<p>KD R10 ED3</p>	<p>KD R10 ED4</p>	<p>KD R15 ED1 S</p>	<p>KD R15 ED1 SR</p>		
<p>floor drain</p>										
<p>Art.-No.</p>	<p>Art.-No.</p>	<p>Art.-No.</p>	<p>Art.-No.</p>	<p>Art.-No.</p>	<p>Art.-No.</p>	<p>Art.-No.</p>	<p>Art.-No.</p>	<p>Art.-No.</p>	<p>Art.-No.</p>	
<p>KD BH 50 MSBB</p>	<p>KD BH 50 MSBB</p>	<p>KD BH 50 MSBB</p>	<p>KD BH 50 MSBB</p>	<p>KD BH 50 MSBB</p>	<p>KD BH 50 MSBB</p>	<p>KD BH 50 MSBB</p>	<p>KD BH 50 MSBB</p>	<p>KD BH 50 MSBB</p>	<p>KD BH 50 MSBB</p>	
<p>Complete set</p>										
<p>Art.-No.</p>	<p>Art.-No.</p>	<p>Art.-No.</p>	<p>Art.-No.</p>	<p>Art.-No.</p>	<p>Art.-No.</p>	<p>Art.-No.</p>	<p>Art.-No.</p>	<p>Art.-No.</p>	<p>Art.-No.</p>	
<p>-</p>	<p>-</p>	<p>-</p>	<p>-</p>	<p>-</p>	<p>-</p>	<p>-</p>	<p>KD BH 50 ASLVB</p>	<p>-</p>	<p>-</p>	
<p>floor drain</p>										
<p>Art.-No.</p>	<p>Art.-No.</p>	<p>Art.-No.</p>	<p>Art.-No.</p>	<p>Art.-No.</p>	<p>Art.-No.</p>	<p>Art.-No.</p>	<p>Art.-No.</p>	<p>Art.-No.</p>	<p>Art.-No.</p>	
<p>-</p>	<p>-</p>	<p>-</p>	<p>-</p>	<p>-</p>	<p>-</p>	<p>-</p>	<p>-</p>	<p>-</p>	<p>-</p>	

Schlüter®-KERDI-DRAIN Exterior vertical drain without odour trap

<p>grate and frame set</p> <p>floor drain</p>	 <p>Design 1, stainless steel with screws 10 x 10 cm</p>	 <p>Design 1, stainless steel V4A with screws 10 x 10 cm</p>	 <p>Design 1, stainless steel 10 x 10 cm</p>	 <p>Design 1, stainless steel, bronze oil-rubbed finish, with screws 10 x 10 cm</p>	 <p>Design 2, stainless steel, brushed 10 x 10 cm</p>	 <p>Design 3, stainless steel, brushed 10 x 10 cm</p>	 <p>Design 4, covering support 10 x 10 cm</p>	 <p>Design 1, stainless steel with screws 15 x 15 cm</p>	 <p>Design 1, stainless steel with screws Ø 15 cm</p>	 <p>Photo: © Christian Nitz / Fotolia.de</p>																																								
<p>DN 50 / UK 50 mm</p> 	<p>grate and frame set</p> <table border="1"> <tr> <th>Art.-No.</th> <th>Art.-No.</th> <th>Art.-No.</th> <th>Art.-No.</th> <th>Art.-No.</th> <th>Art.-No.</th> <th>Art.-No.</th> <th>Art.-No.</th> <th>Art.-No.</th> <th>Art.-No.</th> </tr> <tr> <td>KD R10 ED1 S</td> <td>KD R10 V4A D1 S</td> <td>KD R10 ED1</td> <td>KD R10 EOB D1 S</td> <td>KD R10 ED2</td> <td>KD R10 ED3</td> <td>KD R10 ED4</td> <td>KD R15 ED1 S</td> <td>KD R15 ED1 SR</td> <td></td> </tr> </table> <p>floor drain</p> <table border="1"> <tr> <th>Art.-No.</th> <th>Art.-No.</th> <th>Art.-No.</th> <th>Art.-No.</th> <th>Art.-No.</th> <th>Art.-No.</th> <th>Art.-No.</th> <th>Art.-No.</th> <th>Art.-No.</th> <th>Art.-No.</th> </tr> <tr> <td>KD BV 50</td> <td>KD BV 50</td> <td>KD BV 50</td> <td>KD BV 50</td> <td>KD BV 50</td> <td>KD BV 50</td> <td>KD BV 50</td> <td>KD BV 50</td> <td>KD BV 50</td> <td>KD BV 50</td> </tr> </table>									Art.-No.	Art.-No.	Art.-No.	Art.-No.	Art.-No.	Art.-No.	Art.-No.	Art.-No.	Art.-No.	Art.-No.	KD R10 ED1 S	KD R10 V4A D1 S	KD R10 ED1	KD R10 EOB D1 S	KD R10 ED2	KD R10 ED3	KD R10 ED4	KD R15 ED1 S	KD R15 ED1 SR		Art.-No.	Art.-No.	Art.-No.	Art.-No.	Art.-No.	Art.-No.	Art.-No.	Art.-No.	Art.-No.	Art.-No.	KD BV 50	KD BV 50	KD BV 50	KD BV 50	KD BV 50	KD BV 50	KD BV 50	KD BV 50	KD BV 50	KD BV 50	
Art.-No.	Art.-No.	Art.-No.	Art.-No.	Art.-No.	Art.-No.	Art.-No.	Art.-No.	Art.-No.	Art.-No.																																									
KD R10 ED1 S	KD R10 V4A D1 S	KD R10 ED1	KD R10 EOB D1 S	KD R10 ED2	KD R10 ED3	KD R10 ED4	KD R15 ED1 S	KD R15 ED1 SR																																										
Art.-No.	Art.-No.	Art.-No.	Art.-No.	Art.-No.	Art.-No.	Art.-No.	Art.-No.	Art.-No.	Art.-No.																																									
KD BV 50	KD BV 50	KD BV 50	KD BV 50	KD BV 50	KD BV 50	KD BV 50	KD BV 50	KD BV 50	KD BV 50																																									
<p>DN 70 / UK 70 mm</p> 	<p>grate and frame set</p> <table border="1"> <tr> <th>Art.-No.</th> <th>Art.-No.</th> <th>Art.-No.</th> <th>Art.-No.</th> <th>Art.-No.</th> <th>Art.-No.</th> <th>Art.-No.</th> <th>Art.-No.</th> <th>Art.-No.</th> <th>Art.-No.</th> </tr> <tr> <td>KD R10 ED1 S</td> <td>KD R10 V4A D1 S</td> <td>KD R10 ED1</td> <td>KD R10 EOB D1 S</td> <td>KD R10 ED2</td> <td>KD R10 ED3</td> <td>KD R10 ED4</td> <td>KD R15 ED1 S</td> <td>KD R15 ED1 SR</td> <td></td> </tr> </table> <p>floor drain</p> <table border="1"> <tr> <th>Art.-No.</th> <th>Art.-No.</th> <th>Art.-No.</th> <th>Art.-No.</th> <th>Art.-No.</th> <th>Art.-No.</th> <th>Art.-No.</th> <th>Art.-No.</th> <th>Art.-No.</th> <th>Art.-No.</th> </tr> <tr> <td>KD BV 70</td> <td>KD BV 70</td> <td>KD BV 70</td> <td>KD BV 70</td> <td>KD BV 70</td> <td>KD BV 70</td> <td>KD BV 70</td> <td>KD BV 70</td> <td>KD BV 70</td> <td>KD BV 70</td> </tr> </table>									Art.-No.	Art.-No.	Art.-No.	Art.-No.	Art.-No.	Art.-No.	Art.-No.	Art.-No.	Art.-No.	Art.-No.	KD R10 ED1 S	KD R10 V4A D1 S	KD R10 ED1	KD R10 EOB D1 S	KD R10 ED2	KD R10 ED3	KD R10 ED4	KD R15 ED1 S	KD R15 ED1 SR		Art.-No.	Art.-No.	Art.-No.	Art.-No.	Art.-No.	Art.-No.	Art.-No.	Art.-No.	Art.-No.	Art.-No.	KD BV 70	KD BV 70	KD BV 70	KD BV 70	KD BV 70	KD BV 70	KD BV 70	KD BV 70	KD BV 70	KD BV 70	<p>All floor drain grates have a frame extension (except for KD R10 ED4) and height adjustment option. These grates have no odour trap.</p>
Art.-No.	Art.-No.	Art.-No.	Art.-No.	Art.-No.	Art.-No.	Art.-No.	Art.-No.	Art.-No.	Art.-No.																																									
KD R10 ED1 S	KD R10 V4A D1 S	KD R10 ED1	KD R10 EOB D1 S	KD R10 ED2	KD R10 ED3	KD R10 ED4	KD R15 ED1 S	KD R15 ED1 SR																																										
Art.-No.	Art.-No.	Art.-No.	Art.-No.	Art.-No.	Art.-No.	Art.-No.	Art.-No.	Art.-No.	Art.-No.																																									
KD BV 70	KD BV 70	KD BV 70	KD BV 70	KD BV 70	KD BV 70	KD BV 70	KD BV 70	KD BV 70	KD BV 70																																									
<p>DN 100 / UK 110 mm</p> 	<p>grate and frame set</p> <table border="1"> <tr> <th>Art.-No.</th> <th>Art.-No.</th> <th>Art.-No.</th> <th>Art.-No.</th> <th>Art.-No.</th> <th>Art.-No.</th> <th>Art.-No.</th> <th>Art.-No.</th> <th>Art.-No.</th> <th>Art.-No.</th> </tr> <tr> <td>KD R10 ED1 S</td> <td>KD R10 V4A D1 S</td> <td>KD R10 ED1</td> <td>KD R10 EOB D1 S</td> <td>KD R10 ED2</td> <td>KD R10 ED3</td> <td>KD R10 ED4</td> <td>KD R15 ED1 S</td> <td>KD R15 ED1 SR</td> <td></td> </tr> </table> <p>floor drain</p> <table border="1"> <tr> <th>Art.-No.</th> <th>Art.-No.</th> <th>Art.-No.</th> <th>Art.-No.</th> <th>Art.-No.</th> <th>Art.-No.</th> <th>Art.-No.</th> <th>Art.-No.</th> <th>Art.-No.</th> <th>Art.-No.</th> </tr> <tr> <td>KD BV 100</td> <td>KD BV 100</td> <td>KD BV 100</td> <td>KD BV 100</td> <td>KD BV 100</td> <td>KD BV 100</td> <td>KD BV 100</td> <td>KD BV 100</td> <td>KD BV 100</td> <td>KD BV 100</td> </tr> </table>									Art.-No.	Art.-No.	Art.-No.	Art.-No.	Art.-No.	Art.-No.	Art.-No.	Art.-No.	Art.-No.	Art.-No.	KD R10 ED1 S	KD R10 V4A D1 S	KD R10 ED1	KD R10 EOB D1 S	KD R10 ED2	KD R10 ED3	KD R10 ED4	KD R15 ED1 S	KD R15 ED1 SR		Art.-No.	Art.-No.	Art.-No.	Art.-No.	Art.-No.	Art.-No.	Art.-No.	Art.-No.	Art.-No.	Art.-No.	KD BV 100	KD BV 100	KD BV 100	KD BV 100	KD BV 100	KD BV 100	KD BV 100	KD BV 100	KD BV 100	KD BV 100	<p>All grates accept dirt trapping screen except for KD R10 ED4, KD R15 ED1 S, KD R15 ED1 SB and KD R15 ED1 SR.</p>
Art.-No.	Art.-No.	Art.-No.	Art.-No.	Art.-No.	Art.-No.	Art.-No.	Art.-No.	Art.-No.	Art.-No.																																									
KD R10 ED1 S	KD R10 V4A D1 S	KD R10 ED1	KD R10 EOB D1 S	KD R10 ED2	KD R10 ED3	KD R10 ED4	KD R15 ED1 S	KD R15 ED1 SR																																										
Art.-No.	Art.-No.	Art.-No.	Art.-No.	Art.-No.	Art.-No.	Art.-No.	Art.-No.	Art.-No.	Art.-No.																																									
KD BV 100	KD BV 100	KD BV 100	KD BV 100	KD BV 100	KD BV 100	KD BV 100	KD BV 100	KD BV 100	KD BV 100																																									
<p>DN 50 / UK 50 mm</p> 	<p>grate and frame set</p> <table border="1"> <tr> <th>Art.-No.</th> <th>Art.-No.</th> <th>Art.-No.</th> <th>Art.-No.</th> <th>Art.-No.</th> <th>Art.-No.</th> <th>Art.-No.</th> <th>Art.-No.</th> <th>Art.-No.</th> <th>Art.-No.</th> </tr> <tr> <td>KD R10 ED1 S</td> <td>KD R10 V4A D1 S</td> <td>KD R10 ED1</td> <td>KD R10 EOB D1 S</td> <td>KD R10 ED2</td> <td>KD R10 ED3</td> <td>KD R10 ED4</td> <td>KD R15 ED1 S</td> <td>KD R15 ED1 SR</td> <td></td> </tr> </table> <p>floor drain</p> <table border="1"> <tr> <th>Art.-No.</th> <th>Art.-No.</th> <th>Art.-No.</th> <th>Art.-No.</th> <th>Art.-No.</th> <th>Art.-No.</th> <th>Art.-No.</th> <th>Art.-No.</th> <th>Art.-No.</th> <th>Art.-No.</th> </tr> <tr> <td>KD BV 50 B</td> <td>KD BV 50 B</td> <td>KD BV 50 B</td> <td>KD BV 50 B</td> <td>KD BV 50 B</td> <td>KD BV 50 B</td> <td>KD BV 50 B</td> <td>KD BV 50 B</td> <td>KD BV 50 B</td> <td>KD BV 50 B</td> </tr> </table>									Art.-No.	Art.-No.	Art.-No.	Art.-No.	Art.-No.	Art.-No.	Art.-No.	Art.-No.	Art.-No.	Art.-No.	KD R10 ED1 S	KD R10 V4A D1 S	KD R10 ED1	KD R10 EOB D1 S	KD R10 ED2	KD R10 ED3	KD R10 ED4	KD R15 ED1 S	KD R15 ED1 SR		Art.-No.	Art.-No.	Art.-No.	Art.-No.	Art.-No.	Art.-No.	Art.-No.	Art.-No.	Art.-No.	Art.-No.	KD BV 50 B	KD BV 50 B	KD BV 50 B	KD BV 50 B	KD BV 50 B	KD BV 50 B	KD BV 50 B	KD BV 50 B	KD BV 50 B	KD BV 50 B	
Art.-No.	Art.-No.	Art.-No.	Art.-No.	Art.-No.	Art.-No.	Art.-No.	Art.-No.	Art.-No.	Art.-No.																																									
KD R10 ED1 S	KD R10 V4A D1 S	KD R10 ED1	KD R10 EOB D1 S	KD R10 ED2	KD R10 ED3	KD R10 ED4	KD R15 ED1 S	KD R15 ED1 SR																																										
Art.-No.	Art.-No.	Art.-No.	Art.-No.	Art.-No.	Art.-No.	Art.-No.	Art.-No.	Art.-No.	Art.-No.																																									
KD BV 50 B	KD BV 50 B	KD BV 50 B	KD BV 50 B	KD BV 50 B	KD BV 50 B	KD BV 50 B	KD BV 50 B	KD BV 50 B	KD BV 50 B																																									
<p>DN 50 / UK 50 mm</p>  <p>with sealing connection for bituminous and plastic membranes</p>	<p>grate and frame set</p> <table border="1"> <tr> <th>Art.-No.</th> <th>Art.-No.</th> <th>Art.-No.</th> <th>Art.-No.</th> <th>Art.-No.</th> <th>Art.-No.</th> <th>Art.-No.</th> <th>Art.-No.</th> <th>Art.-No.</th> <th>Art.-No.</th> </tr> <tr> <td>KD R10 ED1 S</td> <td>KD R10 V4A D1 S</td> <td>KD R10 ED1</td> <td>KD R10 EOB D1 S</td> <td>KD R10 ED2</td> <td>KD R10 ED3</td> <td>KD R10 ED4</td> <td>KD R15 ED1 S</td> <td>KD R15 ED1 SR</td> <td></td> </tr> </table> <p>floor drain</p> <table border="1"> <tr> <th>Art.-No.</th> <th>Art.-No.</th> <th>Art.-No.</th> <th>Art.-No.</th> <th>Art.-No.</th> <th>Art.-No.</th> <th>Art.-No.</th> <th>Art.-No.</th> <th>Art.-No.</th> <th>Art.-No.</th> </tr> <tr> <td>KD BV 50 MSBB</td> <td>KD BV 50 MSBB</td> <td>KD BV 50 MSBB</td> <td>KD BV 50 MSBB</td> <td>KD BV 50 MSBB</td> <td>KD BV 50 MSBB</td> <td>KD BV 50 MSBB</td> <td>KD BV 50 MSBB</td> <td>KD BV 50 MSBB</td> <td>KD BV 50 MSBB</td> </tr> </table>									Art.-No.	Art.-No.	Art.-No.	Art.-No.	Art.-No.	Art.-No.	Art.-No.	Art.-No.	Art.-No.	Art.-No.	KD R10 ED1 S	KD R10 V4A D1 S	KD R10 ED1	KD R10 EOB D1 S	KD R10 ED2	KD R10 ED3	KD R10 ED4	KD R15 ED1 S	KD R15 ED1 SR		Art.-No.	Art.-No.	Art.-No.	Art.-No.	Art.-No.	Art.-No.	Art.-No.	Art.-No.	Art.-No.	Art.-No.	KD BV 50 MSBB	KD BV 50 MSBB	KD BV 50 MSBB	KD BV 50 MSBB	KD BV 50 MSBB	KD BV 50 MSBB	KD BV 50 MSBB	KD BV 50 MSBB	KD BV 50 MSBB	KD BV 50 MSBB	
Art.-No.	Art.-No.	Art.-No.	Art.-No.	Art.-No.	Art.-No.	Art.-No.	Art.-No.	Art.-No.	Art.-No.																																									
KD R10 ED1 S	KD R10 V4A D1 S	KD R10 ED1	KD R10 EOB D1 S	KD R10 ED2	KD R10 ED3	KD R10 ED4	KD R15 ED1 S	KD R15 ED1 SR																																										
Art.-No.	Art.-No.	Art.-No.	Art.-No.	Art.-No.	Art.-No.	Art.-No.	Art.-No.	Art.-No.	Art.-No.																																									
KD BV 50 MSBB	KD BV 50 MSBB	KD BV 50 MSBB	KD BV 50 MSBB	KD BV 50 MSBB	KD BV 50 MSBB	KD BV 50 MSBB	KD BV 50 MSBB	KD BV 50 MSBB	KD BV 50 MSBB																																									
<p>DN 50 / UK 50 mm</p>  <p>with sealing connection for bituminous and plastic membranes, with insert for loose installation including designer grate KD R15 ED1 S</p>	<p>Complete set</p> <table border="1"> <tr> <th>Art.-No.</th> <th>Art.-No.</th> <th>Art.-No.</th> <th>Art.-No.</th> <th>Art.-No.</th> <th>Art.-No.</th> <th>Art.-No.</th> <th>Art.-No.</th> <th>Art.-No.</th> <th>Art.-No.</th> </tr> <tr> <td>-</td> <td>-</td> <td>-</td> <td>-</td> <td>-</td> <td>-</td> <td>-</td> <td>KD BV 50 ASLVB</td> <td>-</td> <td>-</td> </tr> </table> <p>floor drain</p> <table border="1"> <tr> <th>Art.-No.</th> <th>Art.-No.</th> <th>Art.-No.</th> <th>Art.-No.</th> <th>Art.-No.</th> <th>Art.-No.</th> <th>Art.-No.</th> <th>Art.-No.</th> <th>Art.-No.</th> <th>Art.-No.</th> </tr> <tr> <td>-</td> <td>-</td> <td>-</td> <td>-</td> <td>-</td> <td>-</td> <td>-</td> <td>-</td> <td>-</td> <td>-</td> </tr> </table>									Art.-No.	Art.-No.	Art.-No.	Art.-No.	Art.-No.	Art.-No.	Art.-No.	Art.-No.	Art.-No.	Art.-No.	-	-	-	-	-	-	-	KD BV 50 ASLVB	-	-	Art.-No.	Art.-No.	Art.-No.	Art.-No.	Art.-No.	Art.-No.	Art.-No.	Art.-No.	Art.-No.	Art.-No.	-	-	-	-	-	-	-	-	-	-	
Art.-No.	Art.-No.	Art.-No.	Art.-No.	Art.-No.	Art.-No.	Art.-No.	Art.-No.	Art.-No.	Art.-No.																																									
-	-	-	-	-	-	-	KD BV 50 ASLVB	-	-																																									
Art.-No.	Art.-No.	Art.-No.	Art.-No.	Art.-No.	Art.-No.	Art.-No.	Art.-No.	Art.-No.	Art.-No.																																									
-	-	-	-	-	-	-	-	-	-																																									